

Proposed Public Spaces Protection Order consultation

Tuesday, September 03, 2019

Proposed Public Spaces Protection Order consultation

278

Total Responses

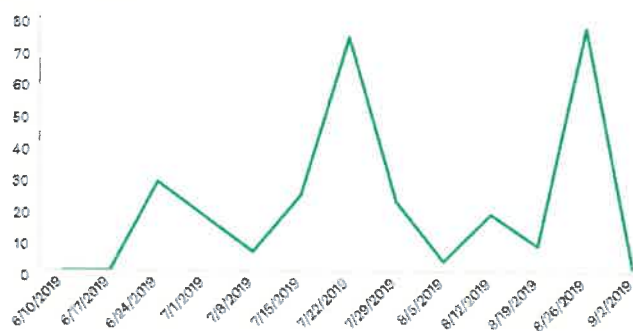
Date Created: Tuesday, June 04, 2019

Complete Responses: 254

Proposed Public Spaces Protection Order consultation

Responses (by week)

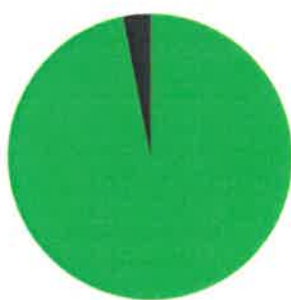
First: 6/25/2019 Zoom: 6/10/2019 to 9/2/2019



Weekly (Starting on the date)

Q1: Do you want the council to issue fixed penalty notices to people who do not pick up after their dog has fouled?

Answered: 277 Skipped: 1



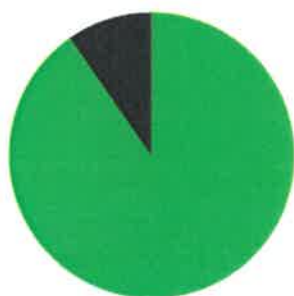
Yes No

ANSWER CHOICES

ANSWER CHOICES	RESPONSES	
Yes	96.75%	268
No	3.25%	9
TOTAL		277

Q2: Would you like to see the introduction of a new offence under the Public Space Protection Order which would require dog walkers to carry a poop bag or other means for clearing up after their dog?

Answered: 276 Skipped: 2



■ Yes ■ No

ANSWER CHOICES	RESPONSES	
Yes	90.22%	249
No	9.78%	27
TOTAL		276

Q3: Would you like to see the introduction of a new offence under the Public Space Protection Order that makes it an offence to fail to put a dog on a lead when directed to do so by an authorised officer?

Answered: 277 Skipped: 1

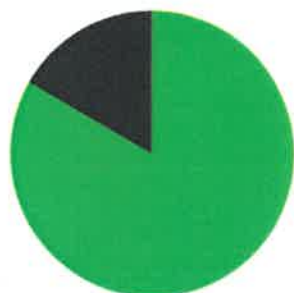


■ Yes ■ No

ANSWER CHOICES	RESPONSES	
Yes	89.89%	249
No	10.11%	28
TOTAL		277

Q4: Would you like to see the introduction of a new offence under the Public Space Protection Order requiring dogs being excluded from enclosed children's play areas?

Answered: 277 Skipped: 1



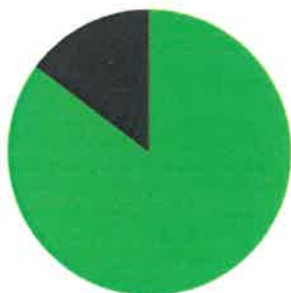
■ Yes ■ No

ANSWER CHOICES

ANSWER CHOICES	RESPONSES	
Yes	82.31%	228
No	16.61%	46
TOTAL		277

Q5: Do you support the council's proposal to increase the level of fine for committing an offence under the new Public Space Protection Order from £75 to the maximum fine of £100?

Answered: 276 Skipped: 2




■ Yes ■ No

ANSWER CHOICES

ANSWER CHOICES	RESPONSES	
Yes	85.14%	235
No	14.86%	41
TOTAL		276

Q6: Do you support the proposal to move on and disperse those acting in an anti-social manner in Melton town?

Answered: 276 Skipped: 2



ANSWER CHOICES	RESPONSES	
Yes	96.74%	267
No	3.26%	9
TOTAL		276

Q7: Would you support the prohibition of alcohol consumption causing anti-social behaviour in unlicensed areas of Melton town?

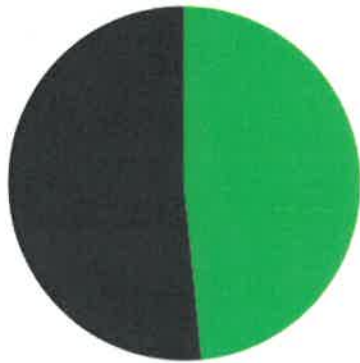
Answered: 271 Skipped: 7



ANSWER CHOICES	RESPONSES	
Yes	90.77%	246
No	8.86%	24
TOTAL		271

Q8: Are you a dog owner?

Answered: 273 Skipped: 5

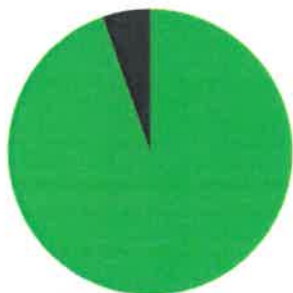


ANSWER CHOICES	RESPONSES	
Yes	48.35%	132
No	51.65%	141
TOTAL		273

■ Yes ■ No

Q9: Do you live in the Melton Borough?

Answered: 277 Skipped: 1



ANSWER CHOICES	RESPONSES	
Yes	93.86%	260
No	5.42%	15
TOTAL		277

■ Yes ■ No

Q10: Which of the following age groups do you belong to? Please tick one box only

Answered: 249 Skipped: 29



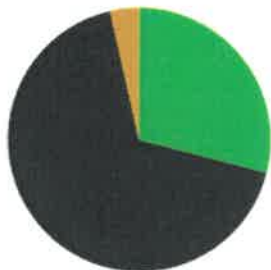
Q10: Which of the following age groups do you belong to? Please tick one box only

Answered: 249 Skipped: 29

ANSWER CHOICES	RESPONSES	
18-24	3.21%	8
25-34	12.45%	31
35-44	14.86%	37
45-54	24.50%	61
55-64	22.49%	56
65-74	14.06%	35
75+yrs	4.82%	12
Prefer not to say	3.61%	9
TOTAL		249

Q11: Gender:

Answered: 249 Skipped: 29

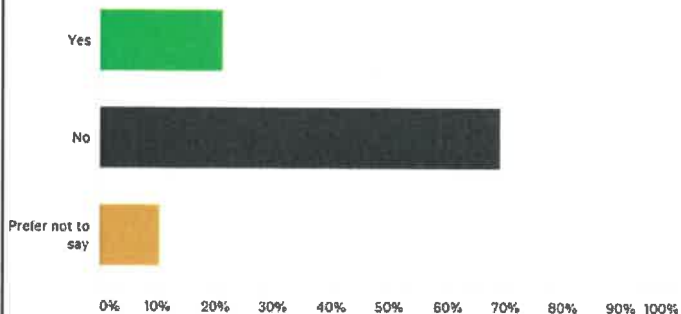


ANSWER CHOICES	RESPONSES
Male	28.92% 72
Female	67.47% 168
Do you consider yourself as Transgender?	0.00% 0
Do you consider yourself any other gender identity?if so, please give details	0.00% 0
Prefer not to say	3.61% 9
TOTAL	249

- Male
- Female
- Do you consider yourself as Transgender?
- Do you consider yourself any other gender identity?if so, please give details
- Prefer not to say

Q12: Do you consider yourself to have a health problem or disability which has lasted, or is expected to last at least 12 months? Please tick one box only

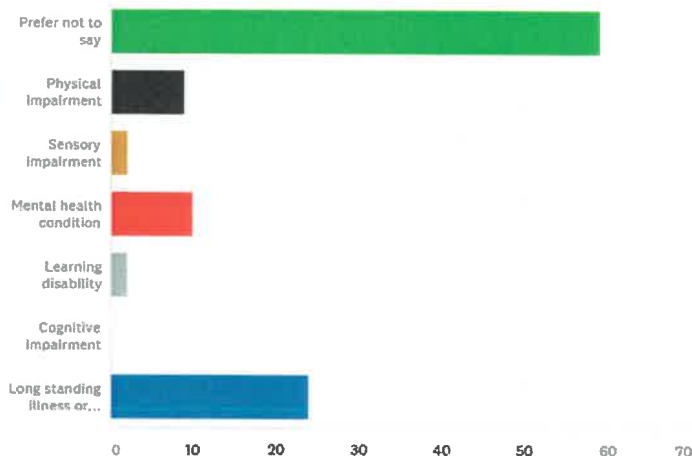
Answered: 240 Skipped: 38



ANSWER CHOICES	RESPONSES
Yes	21.25% 51
No	69.17% 166
Prefer not to say	10.42% 25
Total Respondents: 240	

Q13: Please state the nature of your health problem or disability? Please tick all that apply

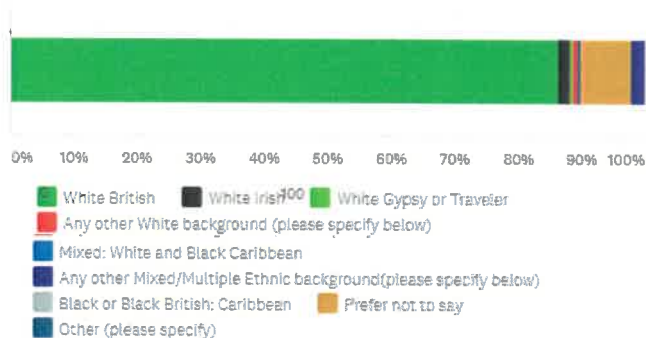
Answered: 172 Skipped: 106



ANSWER CHOICES	RESPONSES	Count
Prefer not to say	34.30%	59
Physical Impairment	5.23%	9
Sensory Impairment	1.16%	2
Mental health condition	5.81%	10
Learning disability	1.16%	2
Cognitive Impairment	0.00%	0
Long standing illness or health condition	13.95%	24
Total Respondents: 172		

Q14: Please tell us your ethnicity? Please tick one box only

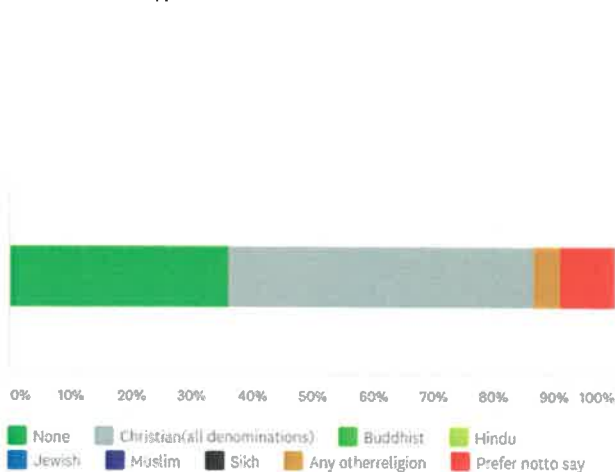
Answered: 239 Skipped: 39



ANSWER CHOICES	RESPONSES	Count
White British	86.61%	207
White Irish	1.67%	4
White Gypsy or Traveller	0.42%	1
Any other White background (please specify below)	0.84%	2
Mixed: White and Black Caribbean	0.42%	1
Any other Mixed/Multiple Ethnic background (please specify below)	0.42%	1
Black or Black British: Caribbean	0.42%	1
Prefer not to say	7.11%	17
Other (please specify)	2.09%	5
TOTAL		239

Q15: How would you describe your faith, belief or religion? Please tick one box only

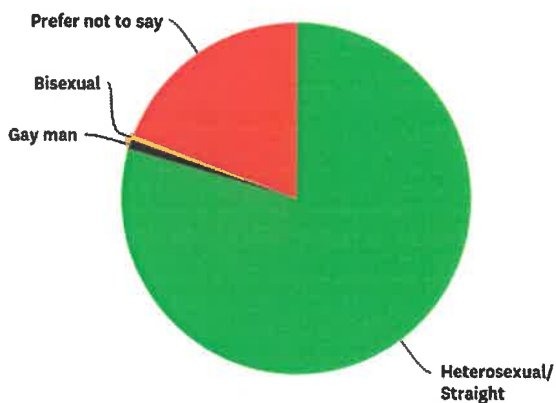
Answered: 227 Skipped: 51



ANSWER CHOICES	RESPONSES
None	38.12% 82
Christian(all denominations)	50.66% 115
Buddhist	0.00% 0
Hindu	0.00% 0
Jewish	0.00% 0
Muslim	0.00% 0
Sikh	0.00% 0
Any other religion	4.41% 10
Prefer not to say	8.81% 20
TOTAL	227

Q16: What is your sexual orientation? Please tick one box only

Answered: 219 Skipped: 59



ANSWER CHOICES	RESPONSES
Heterosexual/ Straight	79.45% 174
Gay man	0.91% 2
Gay woman/ Lesbian	0.00% 0
Bisexual	0.46% 1
Other	0.00% 0
Prefer not to say	19.18% 42
TOTAL	219